

PINPOINT®

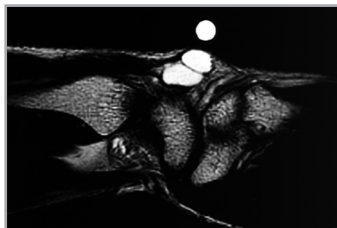
for small field of view imaging in MRI

PinPoint skin marker for small field of view imaging in MRI provides technologists with the ability to position a marker precisely on a patient's point of pain or a specifically identifiable area of interest. Communication between patients, technologists, and interpreting physicians is streamlined as the area of interest is identified with precision and minimal distortion to pathology.

When the patient says, "it hurts right here," use PinPoint



Radiance® filled PinPoint on wrist



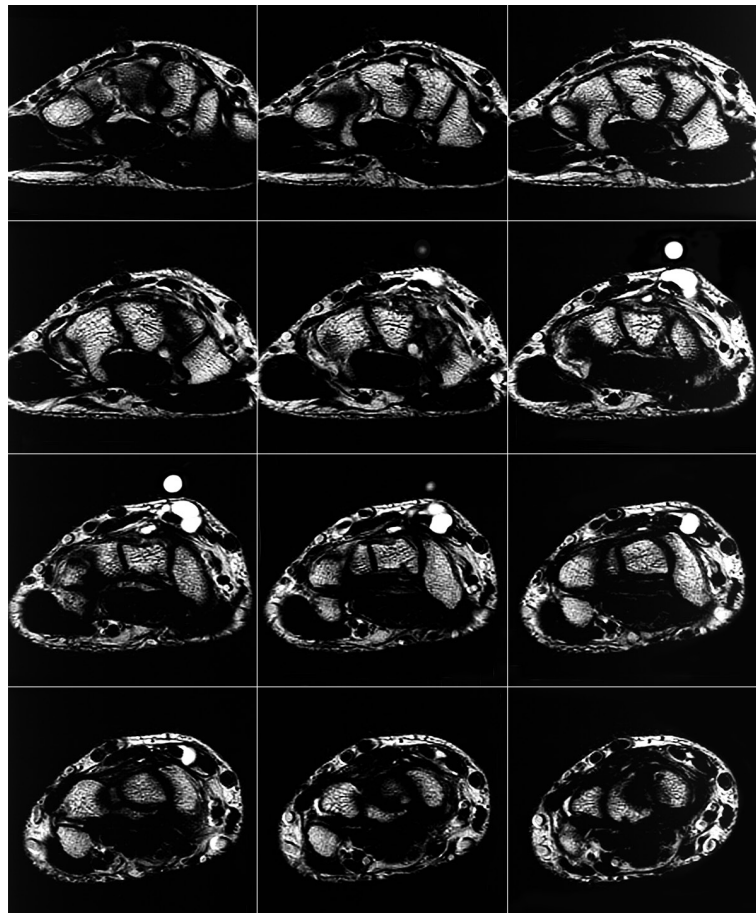
Radiance filled PinPoint imaged on film



REF 187
QTY 40/Box

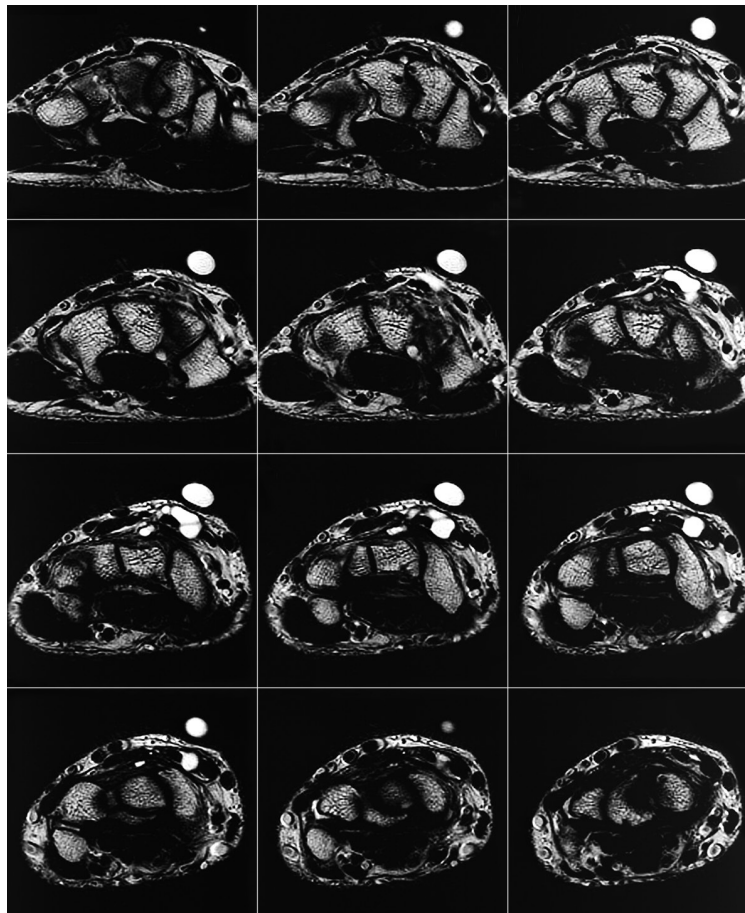
PinPoint Provides Precise Localization

PinPoint directs attention to the precise area of interest



Old Methods Localize More Than Intended

Old methods localize a much broader region than the true area of interest



Call 1.800.233.5539 • Fax 1.800.735.1234
Visit beekley.com • Email info@beekley.com

Customers outside the U.S. – Contact your local distributor for pricing and product availability.
To locate a distributor call +1.860.583.4700 or email international@beekley.com

Manufactured by Beekley Corporation
One Prestige Lane, Bristol, CT 06010-7454 USA
Tel: 1.800.233.5539 or +1.860.583.4700
Fax: 1.800.735.1234 beekley.com

BEEKLEY, BEEKLEY MEDICAL, PINPOINT, RADIANCE, and WHEN YOUR DIAGNOSIS MUST BE RIGHT are Reg. U.S. Pat. & Tm. Off. BEEKLEY is a Registered Community Trademark. BEEKLEY is a registered trademark in Canada. PIK-UP is an unregistered trademark of Beekley Corporation.

© 2023 Beekley Corporation. All rights reserved.

WARNINGS AND PRECAUTIONS:

- Single Patient Use Only; Do Not Reuse (⊗)
- External Use Only; Do Not Ingest or Swallow
- Do Not Place on Compromised Skin
- Remove After Use
- Not made with natural rubber latex
- Lead-Free
- Non-Sterile (⚠)

CE EC REP
EMERGO EUROPE
Westervoortsedijk 60
6827 AT Arnhem
The Netherlands



REV: PP187_INF_MRI_0723